




How to install the **FeralScan App** on an android device

Installing the App is easy




1. Select 'Play Store'

Open the Google Play store App on your Android device.



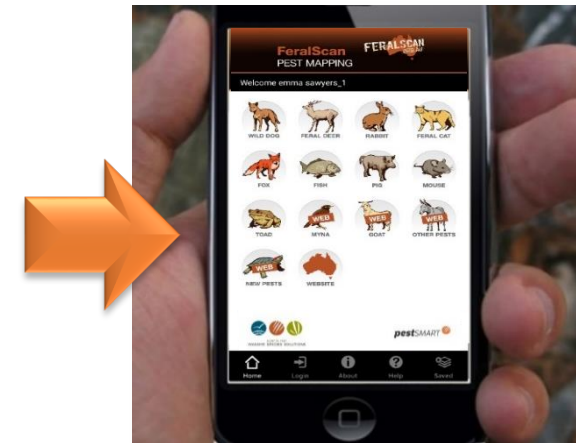
2. Install FeralScan

Type 'FeralScan' into the search bar, and select the FeralScan icon from the list, then tap 'install'.



3. Locate the App

Once installed, open the FeralScan App on your device to start recording information.



Helpful hints:

- Please ensure you are in mobile reception or internet range when installing the App.
- You may be asked to enter your Google Play Store password during installation.
- If you already have the FeralScan App downloaded, please click 'update' rather than 'install'.
- Once installed on your device, the App can be used to record pest animal information in remote areas. Please Login (or register) before use.

For assistance, contact feralscan@feralscan.org.au or phone 0407 622 191